

QUITE SOFTWARE

TECHNICAL SUPPORT

Innovative PDF Solutions

3

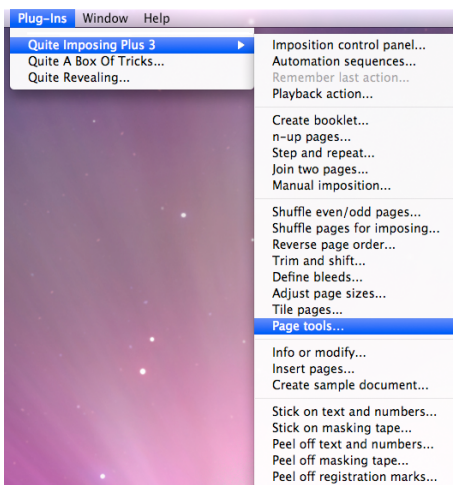
DUPLICATE, ROTATE and NUMBER...



- 1) Open up your PDF document

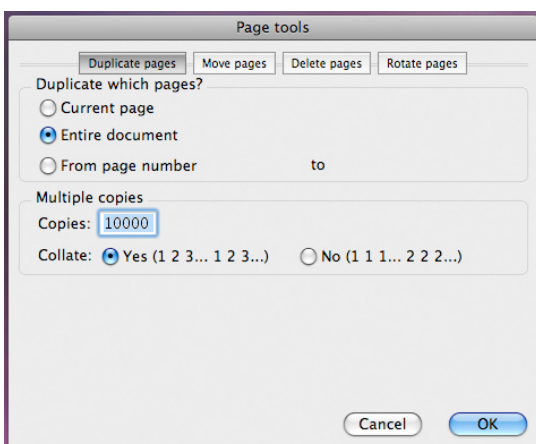
In this Example, I have opened up a 1 page PDF document (a Ticket - 6" x 3") and I would like to create 10,000 Tickets and have them Numbered.

*Note: I'm Using **NEW Features in Quite Imposing Plus 3.0** to do this Job. Earlier versions could not Duplicate, Rotate and Number in this way or be able to save all these steps in Automation Sequences.*



- 2) To access Quite Imposing Plus, simply Select >**Plug-ins** and then >**Quite Imposing Plus** from Acrobat's **Menu bar**. Alternately, selecting >**Plug-ins** from the **Menu bar** and then >**Quite Imposing Plus** >**Imposition Control Panel**.
- 3) Click or Select **Page Tools...** button
A dialog box will appear.

Note: In this dialog we will ask you a series of questions and give yo options that will work best for the particular job you are running. You'll also see that you can do Duplicate pages, Move pages, Delete pages and Rotate pages from this dialog box.



- 4) Click **Duplicate pages...** button
A dialog box will appear.

*Note: I want 10,000 copies so, I've enter **10000** in the Copies box.*

I've selected:

- **Entire document**

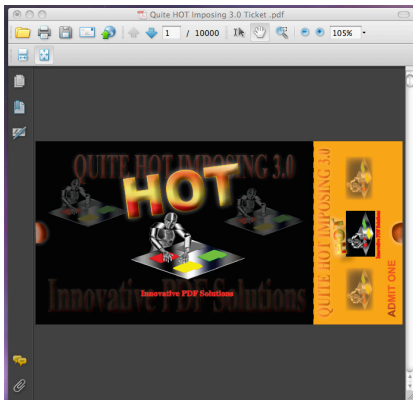
Copies: **10000**

Collate: • Yes (1 2 3... 1 2 3...)

Click **OK** button

*Note: Make sure you select **Entire document** To eliminate errors in processing.*

DUPLICATE, ROTATE AND NUMBER... Continued



I now have 10,000 PDFs instead of just one.

- 5) Click or Select **Page Tools...** button again
I now want to Click **Rotate pages** button from this dialog box.

I can Select to:

Rotate

- 270° (90° CW)

Selected rotation


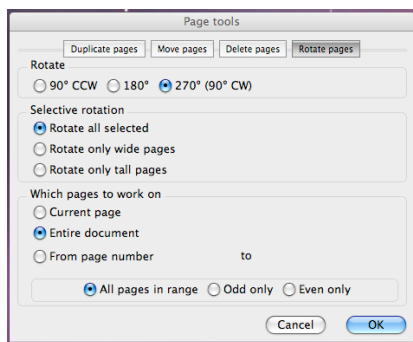
- **Rotate all selected**

Which pages to work on

- **Entire document**
- **All pages in a range**

Click **OK** button

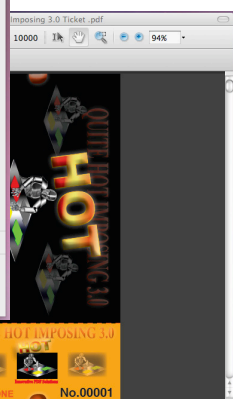
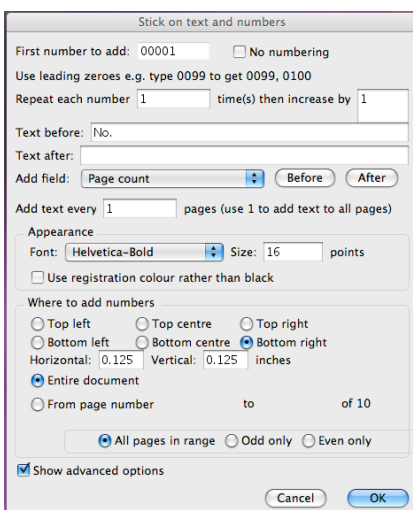
Note: Now that they are all rotated I can Number them.



- 6) Select **Stick on text and numbers...**
A dialog box will appear.

- 7) Select:
First number to add: **00001**
Text before: **No.**
Appearance:
Font: Helvetica Size: 16
Bottom Right
etc...

Note: I have now Duplicated, Rotated and Numbered my Job. You can now see the finished layout.



*One other quick note: I could have also done Cut Stacks or any number of final layouts in n-up however, we just wanted to show how easy it was to Duplicate, Rotate and Number in the **NEW Quite Imposing Plus 3.0**.*

If you have questions we will be happy to assist you at help@quite.com.

– Quite Software Technical Support Team
www.quite.com

